

<p>ONTÜSTİK-QAZAQSTAN MEDISINA AKADEMIASY «Оңтүстік Қазақстан медицина академиясы» АҚ</p>	<p>SOUTH KAZAKHSTAN MEDICAL ACADEMY АО «Южно-Казахстанская медицинская академия»</p>
<p>Department of Therapy and Cardiology Syllabus "Fundamentals of Internal Medicine - 1"</p>	<p>044-51/11 1page of 16</p>

ОРИГИНАЛ

<p>ONTÜSTİK-QAZAQSTAN MEDISINA AKADEMIASY «Оңтүстік Қазақстан медицина академиясы» АҚ</p>	<p>SOUTH KAZAKHSTAN MEDICAL ACADEMY АО «Южно-Казахстанская медицинская академия»</p>
<p>Department of Therapy and Cardiology Syllabus "Fundamentals of Internal Medicine - 1"</p>	<p>044-51/11 1page of 16</p>

Department of Therapy and Cardiology
Work program of the discipline (Syllabus)
Educational program: 6B10101 "General Medicine"

SYLLABUS


1.	General information about the discipline	
1.1	Discipline Code: OVB 4301-1	1.6 Academic year: 2022-2023
1.2	Name of discipline: Fundamentals of Internal Medicine -1	1.7 Course: 4
1.3	Prerequisites: propaedeutics of internal diseases, pathology, pathophysiology, clinical pharmacology	1.8 Semester: 7
1.4	Postrequisites: Fundamentals of Internal Medicine - 2	1.9 Number of credits (ECTS): 5
1.5	Cycle: DB (basic discipline)	1.10 Component: HF (optional component)

2.	Description of the discipline (maximum 150 words)
	<p>The subject "Internal Medicine" is a field of clinical medicine that studies etiopathogenesis, symptoms, syndromes, diagnostic methods, provision of medical care in emergency conditions, pharmacodynamics of medicinal drugs, prognosis and prevention of common diseases of internal organs based on scientific principles within the framework of the legislation of the Republic of Kazakhstan.</p> <p>The program has integration with the following subjects: anatomy, physiology, pathological anatomy, pathological physiology, pharmacology.</p>

3.	Summative assessment form *	
3.1	Testing	3.5 Solution of situational problems
3.2	Writing✓	3.6 Writing a case history
3.3	Oral	3.7 Other (specify)
3.4	OSPE/OSKE or practical skills intake✓	

4.	Aims of the discipline
	<p>To form the student's skills of clinical thinking, based on knowledge of the pathophysiological mechanisms of the course and outcome of diseases, physical and clinical - laboratory methods of examination and choice of drugs in adult patients with the main clinical syndromes of internal diseases.</p>


5.	Learning outcomes (RO disciplines)
PO1	Provides patient-centered care in the biomedical, clinical, epidemiological and social-behavioral sciences for the most common diseases.
PO2	Carries out its activities within the framework of the legislation of the Republic of Kazakhstan in the field of healthcare, is guided by them in its practical activities to ensure optimal medical care.
PO3	Complies with the rules of ethics, deontology and subordination, demonstrates interpersonal and communication skills, leading to effective exchange of information and cooperation with patients, their families and medical professionals.
PO4	Carries out effective measures aimed at diagnosing, treating, and preventing common and early forms of diseases.
RO5	Performs professional duties, organizes self-control and continuous improvement of its activities.
RO6	Supports continuous personal and professional growth, constantly improves the quality of medical care based on self-assessment and lifelong learning.
RO 7	Applies scientific principles, methods and knowledge to medical practice and research. Able to continuous self-education and development. Introduces new methods into clinical practice.

<p>ONTÜSTIK-QAZAQSTAN MEDISINA AKADEMIASY «Оңтүстік Қазақстан медицина академиясы» АҚ</p>		 <p>SOUTH KAZAKHSTAN MEDICAL ACADEMY АО «Южно-Казахстанская медицинская академия»</p>
Department of Therapy and Cardiology		044-51/11
Syllabus "Fundamentals of Internal Medicine - 1"		2page of 16


RO 8	Complies with the standards for the implementation of public health protection, the sanitary and hygienic regime of the healthcare organization and the epidemiological safety of the environment, labor safety standards in the healthcare organization	
RO 9	Carries out diagnostics, provides qualified and emergency medical care for urgent and life-threatening conditions	
RO 10	Works in the electronic databases of the healthcare system of the Republic of Kazakhstan, provides documentation of the processes of providing medical services	
RO 11	Organizes medical and social assistance, conducts preventive and recreational activities among the population.	
5.1	RO disciplines	The learning outcomes of the EP with which the RO disciplines are associated
	PO1	Provides patient-centered care in the biomedical, clinical, epidemiological and social-behavioral sciences for the most common diseases.
	PO2	Carries out its activities within the framework of the legislation of the Republic of Kazakhstan in the field of healthcare, is guided by them in its practical activities to ensure optimal medical care.
	RO 4	Carries out effective measures aimed at diagnosing, treating, and preventing common and early forms of diseases.
	RO 7	Applies scientific principles, methods and knowledge to medical practice and research. Able to continuous self-education and development. Introduces new methods into clinical practice.
	RO 9	Carries out diagnostics, provides qualified and emergency medical care for urgent and life-threatening conditions
	RO 11	Organizes medical and social assistance, conducts preventive and recreational activities among the population.

6.	Detailed information about the discipline					
6.1	<p>Venue (building, auditorium): Shymkent, SKMA sq. AL-FARABI 1, tel.: 40-82-26, 40-82-22 (1800), www.ukma.kz, www.ukma.kz/ru, therapy_med@mail.ru</p> <p>Clinical bases:</p> <ul style="list-style-type: none"> – Regional Clinic Hospital – City hospital №2 – Clinic "Esculapius" – Clinic "Er Ana" – Clinic "CardioMed" 					
6.2	Number of hours	Lectures	Prakt. zan.	Lab. zan.	SRSP	SRS
	Fundamentals of Internal Medicine-1	15	35	-	thirty	70

7.	Information about teachers				
No	Full name	Degrees and position	Email address	Scientific interests, etc.	Achievements
1.	Asanova Galia Kutymbetovna	Candidate of Medical Sciences, Associate	agk_26@mail.ru	Scientific interests: "The state of the cardiovascular system in workers in the cotton processing industry";	Author over 70 scientific articles, 2 teaching aids.


<p>ONTÜSTIK-KAZAQSTAN MEDISINA AKADEMIASY «Оңтүстік Қазақстан медицина академиясы» АҚ</p>		 <p>SOUTH KAZAKHSTAN MEDICAL ACADEMY АО «Южно-Казахстанская медицинская академия»</p>
Department of Therapy and Cardiology		044-51/11
Syllabus "Fundamentals of Internal Medicine - 1"		3page of 16

		Professor, Head of Department		"Interventional treatment of myocardial infarction"; "Echocardiographic method for assessing the state of the heart in patients undergoing CABG with concomitant CKD"	
2.	Turtaeva Aigul Elubaevna	acting professor, candidate of medical sciences	Curtcha@mail.ru	The method of rehabilitation of cancer patients, method of obtaining ointment "Artrogus" for the treatment of articular syndrome	The highest qualification category in the specialties: "adult rheumatology", "therapy", "adult cardiology". Candidate of Medical Sciences, Associate Professor.
3.	Abseitova Saule Raimbekovna	Professor, Chairman of the Board of the Republican Public Organization "Kazakhstan Cardiology Society"	saule_1947@mail.ru	Member of the Presidium of the Association of Cardiologists of the Republic of Kazakhstan. Winner of the highest award of the Republican Public Association "National Medical Association" - the badge "Altyn Dariger".	Author of more than 200 published works, including four educational, three methodological manuals, seven methodological recommendations, three copyright patents, one monograph
4.	Kushekbaeva Asiya Ergeshovna	assistant professor	dr_asia@mail.ru	Associate Professor of the Department of Therapeutic Disciplines, Candidate of Medical Sciences.	Author of more than 120 scientific papers, manuals, articles.
5.	Bekzhigitov Spandiyar Baizhigitovich	Professor	bekzhigitov63@mail.ru	Doctor of Medical Sciences, health care manager, cardiologist of the highest category. Winner of the highest award of the Republican Public Association "National Medical Association" - the badge "Altyn Dariger"	Author of more than 150 scientific papers, including invention patents, guidelines for practitioners and methodological recommendations.
6.	Baymirzaeva Kamila Sabitovna	Assistant	kam_b89@mail.ru	Scientific interests: "Cause of mortality from CKD"	GP Specialist Certificate


<p>ONTÜSTIK-KAZAQSTAN MEDISINA AKADEMIASY «Оңтүстік Қазақстан медицина академиясы» АҚ</p>		 <p>SOUTH KAZAKHSTAN MEDICAL ACADEMY АО «Южно-Казахстанская медицинская академия»</p>
Department of Therapy and Cardiology		044-51/11
Syllabus "Fundamentals of Internal Medicine - 1"		4page of 16

7.	Tastanbek Nurila Dosbolkyzy	Assistant	tnd@mail.ru	-	Therapist Specialist Certificate
8.	Alieva Shyrin Baitemirovna	Assistant	aliyeva1818@mail.ru	Scientific interests: "Characteristics of outpatients with liver diseases (chronic viral hepatitis, hepatic steatosis, liver diseases caused by diabetes mellitus and obesity) receiving Essentiale® forte N as an addition to standard therapy in real practice"	Doctor- Gastroenterologist of the highest category, hepatologist
9.	Arsykulova Asel Talaibekkyzy	Assistant	medina.kaldan@bk.ru	-	GP Specialist Certificate


8.	Thematic plan in the discipline "Fundamentals of Internal Diseases-1" (VII) semester					
days	Topic name	Summary	RO disciplines	Number of hours	Forms/ methods/ learning technologies	Forms/ evaluation methods
1	Lecture Bronchitis acute and chronic	Bronchitis is acute and chronic. Definition, etiology. Pathophysiological mechanisms of bronchitis development. Classification. Clinic, diagnostics. Pharmacodynamics of bronchodilators, anti-inflammatory, antiviral, antibacterial, mucolytic drugs. Dispensary supervision.	RO 1,2,4,7, 9,11	1	overview lecture	Feedback (question answer)
	Practical lesson Bronchitis acute and chronic	Broncho-obstructive syndrome, respiratory failure syndrome. clinical picture. Pathophysiological mechanisms of development broncho-obstructive syndrome, respiratory failure syndrome. Diagnosis, tactics of patient management. Pharmacodynamics of bronchodilators, anti-inflammatory, antiviral, antibacterial, mucolytic drugs.	RO 1,2,4,7, 9,11	3	Work in small groups. Execution of test tasks	Oral survey. Examination fulfillment test tasks
	SRSP. Theme and task of SRO Fibrosing alveolitis	fibrosing alveolitis. Etiology. Pathophysiological mechanisms of development of fibrosing alveolitis. Classification. Clinical manifestations. differential	RO 1,2,4,7, 9,11	2/6	Topic discussion. Working on a project:	Checking the solution of situational problems

<p>ONTÜSTIK-KAZAQSTAN MEDISINA AKADEMIASY «Оңтүстік Қазақстан медицина академиясы» АҚ</p>		 <p>SOUTH KAZAKHSTAN MEDICAL ACADEMY АО «Южно-Казахстанская медицинская академия»</p>
Department of Therapy and Cardiology		044-51/11
Syllabus "Fundamentals of Internal Medicine - 1"		5page of 16


		diagnosis. Principles of treatment. Pharmacodynamics of anti-inflammatory drugs, corticosteroids, cytostatics.			drawing up a work plan	
2	Lecture Pneumonia.	Pneumonia. Definition, etiology. Pathophysiological mechanisms of pneumonia development. Classification. Clinic, diagnostics. Treatment. Pharmacodynamics of anti-inflammatory, antiviral, antibacterial drugs. Medical examination, prevention.	RO 1,2,4,7, 9,11	1	overview lecture	Feedback (question- answer)
	Practical lesson Pneumonia	Pneumonia. Features of the clinic with different pathogens. Pathophysiological mechanisms of pneumonia development. Atypical pneumonia (caused by intracellular pathogens). Clinic, diagnostics. Pharmacodynamics of anti-inflammatory, antiviral, antibacterial drugs. Dispensary supervision.	RO 1,2,4,7, 9,11	3	"Standardize d patient" Solutions of situational problems. cyber patient, Trello board	Oral survey. Checking the solution of situational problems
	SRSP. Theme and task of SRO Tumors of the lungs. Project: To study the risk of developing diabetes mellitus in patients with different levels of cardiovascular risk through the analysis of the latest research results from the Scopus database	Tumors of the lungs. Etiology. Pathophysiological mechanisms of development of lung tumors. Clinical diagnostic criteria. Differential diagnosis. Pharmacodynamicschemo-radiation therapy.Indications for surgical treatment. Project: To study the risk of developing diabetes mellitus in patients with different levels of cardiovascular riskthrough the analysis of the latest research results from the Scopus database	RO 1,2,4,7, 9,11	2/5	Analysis of scientific articles, drawing up and solving situational problems / project work Drawing up a work plan for a scientific project	Evaluation analysis of scientific articles; solution of a situational problem; project monitoring Criteria assessment; project monitoring Checklist for evaluating a scientific article and a project.
3	Lecture COPD	COPD Definition, etiology, classification, exacerbation criteria. Pathophysiological mechanisms of COPD development. Clinic, diagnostics. Treatment. Pharmacodynamics of bronchodilators, anti-inflammatory, antiviral, antibacterial, mucolytic drugs. Clinical examination, prevention, sanatorium treatment.	RO 1,2,4,7, 9,11	2	overview lecture	Feedback (question- answer)

<p>ONTÜSTIK-KAZAQSTAN MEDISINA AKADEMIASY «Оңтүстік Қазақстан медицина академиясы» АҚ</p>		 <p>SOUTH KAZAKHSTAN MEDICAL ACADEMY АО «Южно-Казахстанская медицинская академия»</p>
Department of Therapy and Cardiology		044-51/11
Syllabus "Fundamentals of Internal Medicine - 1"		6page of 16


	Practical lesson Chronic obstructive pulmonary disease. (COPD)	Chronic obstructive pulmonary disease. (COPD) Definition, etiology, classification, exacerbation criteria. Pathophysiological mechanisms of COPD development. Clinic, diagnostics. Treatment. Pharmacodynamics of bronchodilators, anti-inflammatory, antiviral, antibacterial, mucolytic drugs. Clinical examination, prevention, sanatorium treatment	RO 1,2,4,7, 9,11	3	Work in small groups. Solution of situational problems.	Evaluation of work in small groups. Checking the solution of situational problems
	SRSP. Theme and task of SROAcute respiratory failure	Acute respiratory failure. Definition and classification. Pathophysiological mechanisms of development of acute respiratory failure. clinic, toliniko-diagnostic criteria. Pharmacodynamics of bonchidilators - 1st line; β 2-agonists: bronchodilators; glucocorticoids; anticholinergics: tiotropium bromide, ipratropium bromide; mucolytic drugs: ambroxol, N-acetylcysteine; kinesitherapy: postural drainage; oxygen therapy; diuretics. Medical examination, prevention.	RO 1,2,4,7, 9,11	2/5	Analysis of scientific articles, situational tasks / project work	Grade analysis of scientific articles; solution of a situational problem; project monitoring Criteria assessment; project monitoring Checklist for evaluating a scientific article and a project.
4	Lecture Bronchial asthma.	Bronchial asthma. Etiology. Pathogenesis. Pathophysiological mechanisms of development of bronchial asthma. Classification. Clinic, diagnostics. Treatment. Pharmacodynamics of bronchodilators (b 2 adrenomimetics, ICS, systemic corticosteroids), antileukotriene drugs (ALR) (montelukast). Clinical examination, prevention, Sanatorium treatment.	RO 1,2,4,7, 9,11	1	Overview lecture	Feedback (question-answer)
	Practical lesson Bronchial asthma (BA). Emphysema	Bronchial asthma. Emphysema of the lungs. Etiology. Pathophysiological mechanisms of development of bronchial asthma, pulmonary emphysema. Classification. Clinic of asthma attack and interictal period. Treatment during an attack and in the non-attack period. Spa	RO 1,2,4,7, 9,11	3	"Standardize d patient". Execution of test tasks, cyber patient, Trello board	Evaluation of the implementati on of practical skills. Checking the execution of test tasks

<p>ONTÜSTIK-KAZAQSTAN MEDISINA AKADEMIASY «Оңтүстік Қазақстан медицина академиясы» АҚ</p>		 <p>SOUTH KAZAKHSTAN MEDICAL ACADEMY АО «Южно-Казахстанская медицинская академия»</p>
Department of Therapy and Cardiology		044-51/11
Syllabus "Fundamentals of Internal Medicine - 1"		7page of 16


		treatment. Pathophysiological mechanisms of the development of status asthmaticus. Definition, clinic. Pharmacodynamics of bronchodilators (b 2 adrenomimetics, ICS, systemic corticosteroids).				
	SRSP. Theme and task of SRO Sarcoidosis of the lungs	Sarcoidosis of the lungs. Etiology. Pathophysiological mechanisms of development of sarcoidosis. Classification. Clinical manifestations. differential diagnosis. Pharmacodynamics of corticosteroids, cytostatics, tumor necrosis factor inhibitors (Thalidomide and Pentoxifylline) and monoclonal antibodies (Etanercept, Infliximab).	RO 1,2,4,7, 9,11	2/5	Analysis of scientific articles, situational tasks / project work	Grade analysis of scientific articles; solution of a situational problem; project monitoring Criteria assessment; project monitoring Checklist for evaluating a scientific article and a project.
5	Lecture Pleurisy.	Pleurisy. Types of pleurisy, etiology, pathophysiological mechanisms of pleurisy development. Characteristics of exudate, clinic, radiological diagnostics. Pharmacodynamics of anti-inflammatory, antiviral, antibacterial drugs. Outcomes, prevention.	RO 1,2,4,7, 9,11	1	Overview lecture	Feedback (question-answer)
	Practical lesson bronchiectasis. Abscess and gangrene of the lungs	bronchiectasis. Abscess and gangrene of the lungs. Modern ideas about etiology. Pathophysiological mechanisms development of bronchiectasis, abscess and gangrene of the lungs. clinical picture. Major clinical syndromes. Clinical forms and variants of the course. Outcomes. Pharmacodynamics of anti-inflammatory, antibacterial drugs. Treatment. Prevention. Clinical examination of patients	RO 1,2,4,7, 9,11	2	Analysis wedge. cases. Work with the clinical protocol of the Ministry of Health of the Republic of Kazakhstan	Evaluation of the work of students in a group and work with a clinical protocol
	SRSP. Theme and task of	Pulmonary heart. TO classification of pulmonary hypertension. Chronic cor pulmonale:	RO 1,2,4,7, 9,11	2/5	Analysis of scientific articles,	Evaluation analysis of scientific

<p>ONTÜSTIK-KAZAQSTAN MEDISINA AKADEMIASY «Оңтүстік Қазақстан медицина академиясы» АҚ</p>		 <p>SOUTH KAZAKHSTAN MEDICAL ACADEMY АО «Южно-Казахстанская медицинская академия»</p>
Department of Therapy and Cardiology		044-51/11
Syllabus "Fundamentals of Internal Medicine - 1"		8page of 16


	SROPulmonary heart	classification. Pathophysiological mechanismsdevelopmentcor pulmonale, pulmonary hypertension. TOclassification of pulmonary hypertension. Clinic. Compensated and decompensated cor pulmonale.Clinical diagnostic criteria. Differential diagnosis.Pharmacodynamics of endothelin receptor antagonists (ERs): ambrisentan, bosentan; calcium channel blockers (CCBs): amlodipine, diltiazem, nifedipine; phosphodiesterase subtype 5 inhibitors (IFDE-5): sildenafil, tadalafil; prostanoids: iloprost, soluble guanylate cyclase stimulators (SGCC): riociguat; diuretics; cardiac glycosides, indirect oral anticoagulants.			compilation and solution of situational problems / project work	articles; solution of a situational problem; Criteria assessment; project monitoring Checklist for evaluating a scientific article and a project.
6	Lecture Glomerulonephritis, acute and chronic	Glomerulonephritis acute and chronic. Definition, etiology. Pathophysiological mechanisms of development of acute,chronic glomerulonephritis. Classification. Diagnostics. Pharmacodynamics of immunosuppressive drugs: prednisolone, methylprednisolone, cyclophosphamide; calcineurin inhibitors: cyclosporine, tacrolimus; antihypertensive, nephroprotective drugs: angiotensin-converting enzyme inhibitors: fosinopril, enalapril, ramipril; calcium channel blockers: amlodipine, nifedipine; beta-adrenergic blockers: carvedilol; angiotensin II receptor antagonists: losartan, irbesartan; statins; diuretics: loop-furosemide, hypothiazide, with inefficiency - ultrafiltration; with severe azotemia and hyperkalemia - hemodialysis. Dispensary supervision. Sanatorium treatment, prevention.	RO 1,2,4,7, 9,11	1	Overview lecture	Feedback (question-answer)
	Practical lessonAcute and chronic glomerulonephritis	Acute and chronic glomerulonephritis. Modern ideas about the etiology andPathophysiological mechanismsdevelopmentacute, chronic glomerulonephritis. Classification. Diagnostics. Pharmacodynamics of	RO 1,2,4,7, 9,11	3	Work in small groups. Solution of situational problems	Evaluation of work in small groups. Checking the solution of situational problems

<p>ONTÜSTIK-KAZAQSTAN MEDISINA AKADEMIASY «Оңтүстік Қазақстан медицина академиясы» АҚ</p>		 <p>SOUTH KAZAKHSTAN MEDICAL ACADEMY АО «Южно-Казахстанская медицинская академия»</p>
Department of Therapy and Cardiology		044-51/11
Syllabus "Fundamentals of Internal Medicine - 1"		9page of 16


		<p>immunosuppressive drugs: prednisolone, methylprednisolone, cyclophosphamide; calcineurin inhibitors: cyclosporine, tacrolimus; antihypertensive, nephroprotective drugs: angiotensin-converting enzyme inhibitors: fosinopril, enalapril, ramipril; calcium channel blockers: amlodipine, nifedipine; beta-adrenergic blockers: carvedilol; angiotensin II receptor antagonists: losartan, irbesartan; statins; diuretics: loop-furosemide, hypothiazide, with inefficiency - ultrafiltration; with severe azotemia and hyperkalemia - hemodialysis.</p> <p>Dispensary supervision. Sanatorium treatment, prevention.</p>				
	SRSP. Theme and task of SRO Types of nephropathy.	<p>Definition. Types of nephropathy. Dysmetabolic nephropathy: diabetic nephropathy, gouty nephropathy; cardiorenal syndrome; hepatorenal syndrome; nephropathy in diffuse connective tissue diseases; drug nephropathy; nephropathy in pregnancy. Pathophysiological mechanisms of development of nephropathies. Differential diagnosis. Pharmacodynamics antihypertensive, nephroprotective drugs: angiotensin-converting enzyme inhibitors; calcium channel blockers; blockers of beta-adrenergic receptors; angiotensin II receptor antagonists; diuretics.</p>	RO 1,2,4,7, 9,11	2/5	Analysis of scientific articles, compilation and solution of situational problems / project work	<p>Evaluation analysis of scientific articles; solution of a situational problem;</p> <p>Criteria assessment; project monitoring Checklist for evaluating a scientific article and a project.</p>
7	Lecture Acute renal failure	<p>Acute renal failure, concept, classification, Pathophysiological mechanisms of development of acute renal failure. Clinical diagnostic criteria. Medical treatment of AKI according to etiology.</p> <p>Treatment of complications: renal function replacement therapy (RRT), hemodiafiltration, hemodialysis; hemosorption, plasmatorption, therapeutic plasma exchange.</p>	RO 1,2,4,7, 9,11	1	Overview lecture	Feedback (question-answer)

<p>ONTÜSTIK-KAZAKHSTAN MEDISINA AKADEMIASY «Оңтүстік Қазақстан медицина академиясы» АҚ</p>		 <p>SOUTH KAZAKHSTAN MEDICAL ACADEMY АО «Южно-Казахстанская медицинская академия»</p>
Department of Therapy and Cardiology		044-51/11
Syllabus "Fundamentals of Internal Medicine - 1"		10page of 16


	Practical lesson Acute renal failure	Acute renal failure. Definition.Modern ideas about etiology and pathogenesis. clinical picture. Major clinical syndromes. Diagnostics, tactics of patient management	RO 1,2,4,7, 9,11	3	"Standardize d patient". Execution of test tasks, cyber patient, Trello board	Evaluation of the implementati on of practical skills. Checking the execution of test tasks
	SRSP. Theme and task of SRO. Acute and chronic tubulointerstitial nephritis. Project Pre-Check	Acute and chronic tubulointerstitial nephritis. Definition. Etiology. Pathophysiological mechanisms of development of acute and chronic tubulointerstitial nephritis. Clinical diagnostic criteria. Differential diagnosis. Pharmacodynamics of anti-inflammatory, antibacterial drugs: penicillins, cephalosporins, fluoroquinolones;nephroprotecti ve drugs: angiotensin-converting enzyme inhibitors; angiotensin II receptor antagonists.	RO 1,2,4,7, 9,11	2/6	Analysis of scientific articles in the form, drafting and solving situational problems / project work	Evaluation analysis of scientific articles; solution of a situational problem; evaluation of the interim report on the implementat ion of the project Criteria assessment; project monitoring Checklist for evaluating a scientific article and a project.
8	Lecture chronic kidney disease	Chronic kidney disease, concept, pathophysiological mechanisms of development of chronic kidney disease. Classification, diagnosis, tactics of managing patients at different stages of CKD. Pharmacotherapy to slow the progression of CKD, nephro- and cardioprotective agents. The main groups of drugs used to slow the progression of CKD are nephro- and cardioprotectors. indications for hemodialysis, kidney transplantation.	RO 1,2,4,7, 9,11	1	Overview lecture	Feedback (question-answer)
	Practical lesson chronic kidney disease	Chronic kidney disease, concept, pathophysiological mechanisms of development of chronic kidney disease. Classification, diagnosis,	RO 1,2,4,7, 9,11	3	Work in small groups.	Evaluation of work in small groups.

<p>ONTÜSTIK-KAZAQSTAN MEDISINA AKADEMIASY «Оңтүстік Қазақстан медицина академиясы» АҚ</p>		 <p>SOUTH KAZAKHSTAN MEDICAL ACADEMY АО «Южно-Казахстанская медицинская академия»</p>
Department of Therapy and Cardiology		044-51/11
Syllabus "Fundamentals of Internal Medicine - 1"		11 page of 16


		tactics of managing patients at different stages of CKD. Pharmacotherapy to slow the progression of CKD, nephro- and cardioprotective agents. The main groups of drugs used to slow the progression of CKD are nephro- and cardioprotectors. indications for hemodialysis, kidney transplantation.				
	SRSP. Theme and task of SROFrontier control No. 1	Chronic kidney disease, concept, pathophysiological mechanisms of development of chronic kidney disease. Classification, diagnosis, tactics of managing patients at different stages of CKD. Pharmacotherapy to slow the progression of CKD, nephro- and cardioprotective agents. The main groups of drugs used to slow the progression of CKD are nephro- and cardioprotectors. indications for hemodialysis, kidney transplantation. Diet therapy for CKD. Conservative methods of nephroprotection. Renal replacement therapy in CKD. Frontier control No. 1	RO 1,2,4,7, 9,11	2/6	Analysis of scientific articles, solution of situational problems. Execution of test tasks.	Evaluation answers to control questions, test tasks and solutions to situational problems
9	Lecture Arterial hypertension.	Arterial hypertension. Definition, etiology. Pathophysiological mechanisms of development of arterial hypertension. Classification. Clinic, diagnostics. Pharmacodynamics of antihypertensive drugs, angiotensin-converting enzyme inhibitors; calcium channel blockers; blockers of beta-adrenergic receptors; angiotensin II receptor antagonists; diuretics; aldosterone antagonists; lipid-lowering drugs: statins, omega-3 polyunsaturated fatty acids, fibrates. Prevention, dispensary observation, sanatorium treatment. hypertensive crises. Pathophysiological mechanisms of development of hypertensive crisis. Classification, clinic, diagnostics. Urgent Care.	RO 1,2,4,7, 9,11	1	Overview lecture	Feedback (question-answer)
	Practical lesson Arterial hypertension	Arterial hypertension. Definition, etiology. Pathophysiological mechanisms of development of arterial	RO 1,2,4,7, 9,11	3	Analysis wedge cases.	Evaluation of the work of students in a group and

<p>ONTÜSTIK-KAZAQSTAN MEDISINA AKADEMIASY «Оңтүстік Қазақстан медицина академиясы» АҚ</p>		 <p>SOUTH KAZAKHSTAN MEDICAL ACADEMY АО «Южно-Казахстанская медицинская академия»</p>
Department of Therapy and Cardiology		044-51/11
Syllabus "Fundamentals of Internal Medicine - 1"		12page of 16


		<p>hypertension. Classification. Clinic, diagnostics. Pharmacodynamics of antihypertensive drugs, angiotensin-converting enzyme inhibitors; calcium channel blockers; blockers of beta-adrenergic receptors; angiotensin II receptor antagonists; diuretics; aldosterone antagonists; lipid-lowering drugs: statins, omega-3 polyunsaturated fatty acids, fibrates. Prevention, dispensary observation, sanatorium treatment. hypertensive crises. Pathophysiological mechanisms of development of hypertensive crisis. Classification, clinic, diagnosis, emergency care, Pharmacodynamics of antihypertensive drugs, angiotensin-converting enzyme inhibitors: enalaprilat; calcium channel blockers: nifedipine; beta-adrenergic blockers: propranolol; diuretics: furosemide; magnesium sulfate; centrally acting drugs: clonidine.</p>			Work with the clinical protocol of the Ministry of Health of the Republic of Kazakhstan	work with a clinical protocol
	SRSP. Theme and task of SROSymptomatic arterial hypertension.	<p>Symptomatic arterial hypertension. Definition, etiology. Pathophysiological mechanisms of development of symptomatic arterial hypertension. Classification. Clinic, diagnostics. Etiopathogenetic treatment. Pharmacodynamics of anti-inflammatory, antibacterial, nephroprotective, antihypertensive, lipid-lowering drugs. Prevention, dispensary observation, sanatorium treatment.</p>	RO 1,2,4,7, 9,11	2/6	Analysis of scientific articles, compilation and solution of situational problems / project work	<p>Evaluation analysis of scientific articles; solution of a situational problem;</p> <p>Criteria assessment; project monitoring Checklist for evaluating a scientific article and a project.</p>
10	Lecture Atherosclerosis.	<p>Atherosclerosis. Definition, etiology, Pathophysiological mechanisms of atherosclerosis development. Pharmacodynamics of lipid-lowering drugs: HMG-CoA reductase inhibitors, cholesterol absorption inhibitors: ezetimibe; PCSK9 inhibitors;</p>		2	Overview lecture	Feedback (question-answer)

<p>ONTÜSTIK-KAZAKHSTAN MEDISINA AKADEMIASY «Оңтүстік Қазақстан медицина академиясы» АҚ</p>		 <p>SOUTH KAZAKHSTAN MEDICAL ACADEMY АО «Южно-Казахстанская медицинская академия»</p>
Department of Therapy and Cardiology		044-51/11
Syllabus "Fundamentals of Internal Medicine - 1"		13page of 16

		fibrates; omega-3 polyunsaturated fatty acids. Prevention;				
	Practical lesson Atherosclerosis	Atherosclerosis. Definition, etiology, Pathophysiological mechanisms of atherosclerosis development. Pharmacodynamics of lipid-lowering drugs: HMG-CoA reductase inhibitors, cholesterol absorption inhibitors: ezetimibe; PCSK9 inhibitors; fibrates; omega-3 polyunsaturated fatty acids. Prevention.	RO 1,2,4,7, 9,11	3	"Standardize d patient", cyber patient, Trello board	Evaluation of the implementation of practical skills
	SRSP. Theme and task of SROInfectious endocarditis	Infective endocarditis. Definition. Etiology, Pathophysiological mechanisms of development of infective endocarditis. Classification. Clinic. Diagnostics. Pharmacodynamics of antibacterial drugs: b-lactams: benzylpenicillin, ampicillin; cefazolin; sulfonamides; aminoglycosides: gentamicin; Glycopeptides: vancomycin. Prevention.	RO 1,2,4,7, 9,11	3/6	Analysis of scientific articles, compilation and solution of situational problems / project work	Evaluation analysis of scientific articles; solution of a situational problem; Criteria assessment; project monitoring Checklist for evaluating a scientific article and a project.
eleven	Lecture Cardiac ischemia	Cardiac ischemia. Definition. Etiology, Pathophysiological mechanisms of development of coronary heart disease. Classification. Clinic. Diagnostics. Pharmacodynamics antianginal drugs: nitrates, β-blockers, calcium antagonists, narcotic analgesics; lipid-lowering drugs; antiplatelet agents, anticoagulants, fibrinolytics. Prevention, dispensary observation.	RO 1,2,4,7, 9,11	1	Overview lecture	Feedback (question-answer)
	Practical lesson Ischemic heart disease (CHD). angina pectoris	ischemic heart disease. Angina. Definition. Etiology. Pathophysiological mechanisms of development of stenocardia. Risk factors. Classification. Clinic. Diagnostics. Pharmacodynamics of antianginal drugs: nitrates, β-blockers, calcium antagonists, narcotic analgesics; lipid-lowering drugs; antiplatelet agents.	RO 1,2,4,7, 9,11	2	Work in small groups. Solution of situational problems	Evaluation of work in small groups. Checking the solution of situational problems


<p>ONTÜSTIK-KAZAQSTAN MEDISINA AKADEMIASY «Оңтүстік Қазақстан медицина академиясы» АҚ</p>		 <p>SOUTH KAZAKHSTAN MEDICAL ACADEMY АО «Южно-Казахстанская медицинская академия»</p>
Department of Therapy and Cardiology		044-51/11
Syllabus "Fundamentals of Internal Medicine - 1"		14page of 16

		Prevention, dispensary observation.				
	SRSP. Theme and task of SROCardiomyopathy	Cardiomyopathy.Definition. Etiology, Pathophysiological mechanisms of development of cardiomyopathies. Classification. Clinic. Diagnostics. Pharmacodynamics of β -blockers, calcium antagonists, diuretics, aldosterone antagonists, antiplatelet agents; ionotropic drugs. Heart transplant. Prevention of sudden cardiac death.	RO 1,2,4,7, 9,11	3/5	Analysis of scientific articles, compilation and solution of situational problems / project work	Evaluation analysis of scientific articles; solution of a situational problem; Criteria assessment; project monitoring Checklist for evaluating a scientific article and a project.
12	Lecture myocardial infarction	Myocardial infarction.Definition. Etiology, Pathophysiological mechanisms of myocardial infarction. Classification. Clinic. Diagnostics. Pharmacodynamics antianginal drugs: nitrates, β -blockers, calcium antagonists, narcotic analgesics; lipid-lowering drugs; antiplatelet agents, anticoagulants, fibrinolytics. Prevention, dispensary observation.	RO 1,2,4,7, 9,11	1	Overview lecture	Feedback (question-answer)
	Practical lesson Ischemic heart disease (CHD). myocardial infarction	Myocardial infarction.Definition. Etiology, Pathophysiological mechanisms of myocardial infarction. Classification. Clinic. Diagnostics. Pharmacodynamics antianginal drugs: nitrates, β -blockers, calcium antagonists, narcotic analgesics; lipid-lowering drugs; antiplatelet agents, anticoagulants, fibrinolytics. Prevention, dispensary observation. Sudden coronary death. Definition, clinic. Emergency therapy at the stage of clinical death. Acute left ventricular heart failure. Etiology, pathogenesis, clinic, diagnostics, treatment.	RO 1,2,4,7, 9,11	2	"Standardize d patient", cyber patient, Trello board	Evaluation of the implementation of practical skills
	SRSP. Sudden coronary death	Sudden coronary death. Definition, clinic. Cardiopulmonary resuscitation. Emergency therapy at the stage of clinical death.		3/5	Protection of the project.	Evaluation project protection Evaluation Checklist

<p>ONTÜSTIK-QAZAQSTAN MEDISINA AKADEMIASY «Оңтүстік Қазақстан медицина академиясы» АҚ</p>		 <p>SOUTH KAZAKHSTAN MEDICAL ACADEMY АО «Южно-Казахстанская медицинская академия»</p>
Department of Therapy and Cardiology		044-51/11
Syllabus "Fundamentals of Internal Medicine - 1"		15page of 16

	Project Protection					project.
13	Lecture Chronic heart failure	Chronic heart failure. Definition. Etiology, Pathophysiological mechanisms of development of chronic heart failure. Classification. Clinic. Diagnostics. Pharmacodynamics cardioprotectors: SGLT-2 inhibitors, angiotensin-neprilysin receptor inhibitors (ARNIs), β -blockers, calcium antagonists; lipid-lowering drugs; antiplatelet agents, anticoagulants, diuretics, aldosterone antagonists, Prevention, follow-up.	RO 1,2,4,7, 9,11	1	Overview lecture	Feedback (question-answer)
	Practical lesson Chronic heart failure	Chronic heart failure. Definition. Etiology, Pathophysiological mechanisms of development of chronic heart failure. Classification. Clinic. Diagnostics. Pharmacodynamics cardioprotectors: sodium-glucose cotransporter type 2 inhibitors; inhibitor of If-channels; angiotensin-neprilysin receptor inhibitors (ARNIs); β -blockers; aldosterone antagonists; calcium antagonists; lipid-lowering drugs; antiplatelet agents; anticoagulants; diuretics. Prevention, dispensary observation.	RO 1,2,4,7, 9,11	2	Work in small groups. Solution of situational problems	Evaluation of work in small groups. Checking the solution of situational problems
	SRSP. Pulmonary embolism Frontier control No. 2	Definition. Etiology. Pathophysiological mechanisms of development of pulmonary embolism. Pharmacodynamics of oral anticoagulants, vitamin K antagonists, low molecular weight heparins.	RO 1,2,4,7, 9,11	3/5	Solution of situational problems. Execution of test tasks.	Evaluation answers to control questions, test tasks and solutions to situational problems

9.	Teaching methods and forms of controls	
9.1	Lectures	Overview lectures
9.2	Practical lessons	Discussion of the topic of the lesson. Work in small groups. Execution of test tasks. "Standardized patient" Solution of situational problems. Analysis of clinical cases. Work with the clinical protocol of the Ministry of Health of the Republic of Kazakhstan.

<p>ONTÜSTIK-QAZAQSTAN MEDISINA AKADEMIASY «Оңтүстік Қазақстан медицина академиясы» АҚ</p>		 <p>SOUTH KAZAKHSTAN MEDICAL ACADEMY АО «Южно-Казахстанская медицинская академия»</p>
Department of Therapy and Cardiology		044-51/11
Syllabus "Fundamentals of Internal Medicine - 1"		16page of 16

9.3	SRSP/SRS	Work on the project: drawing up a work plan. Analysis of scientific articles in the form of a presentation, drafting and solving situational problems / project work. Drawing up a work plan for a scientific project.
9.4	Frontier control	Testing, oral questioning.


10.	Evaluation criteria
10.2	Criteria for evaluating the learning outcomes of the discipline

Checklist for a practical lesson (discussion of classes, solving situational problems)

No.	step by step	Score in points			
1	Highlight the main syndromes	1	0.7	0.4	0
2.1 2.2	Decipher the results of laboratory and instrumental studies	1	0.7	0.4	0
3	Substantiate and formulate a diagnosis	1	0.8	0.6	0
4	Make a treatment plan	1	0.8	0.6	0
	Total:	4.0	3.0	2.0	0

Checklist for SRO


Evaluation criteria	Unsatisfactory 0-49	Satisfactorily 50-69	Fine 70-89	Great 90-100 points	Exhibition laziness score
Demonstrates knowledge and understanding of medical research	Doesn't show	Chaotic, detailing irrelevant facts	Knowledge with the fixation of facts that do not give a complete picture of the essence of the research	Knowledge is systematic, fully reflects the understanding of research in the field of medicine	
Able to solve problems within their qualifications based on scientific approaches	Incapable of problem solving	Makes decisions with difficulty, cannot justify	Decisions are right justification partial	Decisions are right justifications are given in full	
Uses scientific information and the principles of evidence-based medicine to develop within their qualifications	Does not use	Uses incorrect or inaccurate information	Uses partially	Uses in full	
Demonstrates introspection skills	Doesn't show	the diagnosis is justified chaotically, unconvincingly	adequate, but with minor omissions	In full, adequate	
Uses oratory and public speaking at in-hospital conferences,	Does not perform	Performs, rarely, without enthusiasm	Speeches and reports with minor inaccuracies	Speaks and reports, wins an audience, is	

<p>ONTÜSTIK-QAZAQSTAN MEDISINA AKADEMIASY «Оңтүстік Қазақстан медицина академиясы» АҚ</p>		 <p>SOUTH KAZAKHSTAN MEDICAL ACADEMY АО «Южно-Казахстанская медицинская академия»</p>
Department of Therapy and Cardiology		044-51/11
Syllabus "Fundamentals of Internal Medicine - 1"		17page of 16

seminars, discussions				persuasive in his speeches	
Able to conduct research and work for a scientific result	Does not conduct research	Conducts research, but cannot systematize them	Conducts research, conclusions are partial, the analysis is not complete.	Conducts research, draws conclusions from research, publishes	
Final score					

10.2 Multi-point system of knowledge assessment			
Grading by letter system	Digital equivalent of points	Percentage	Assessment according to the traditional system
A	4.0	95-100	Great
A -	3.67	90-94	
B +	3.33	85-89	
IN	3.0	80-84	Fine
IN -	2.67	75-79	
C +	2.33	70-74	
WITH	2.0	65-69	Satisfactorily
WITH -	1.67	60-64	
D+	1.33	55-59	
D-	1.0	50-54	unsatisfactory
FX	0.5	25-49	

11. Learning Resources	
Electronic textbooks	<p>1. Internal disease- V.S. Moiseev, A.I. Martynov, N.A. Mukhin. Volume 1 https://t.me/medknigi_arhiv/149</p> <p>2. Clinical nephrology. Skvortsov V., Tumarenko A. 2017 https://kingmed.info/knigi/Yrologia_i_nefrologia/book_4549/Klinicheskaya_nefrologiya-Skvortsov_VV_Tumarenko_AV-2017-pdf</p> <p>3. Nephrology. Usanova A.A., 2019 https://t.me/medknigi_arhiv/512</p> <p>4. Internal illnesses. The cardiovascular system. Roitberg. A.V. Strutynsky. 2019 https://t.me/medknigi_arhiv/514</p> <p>5. Internal disease. Diseases of respiratory organs. Trukhan D.I., Viktorova I.A., 2013 https://t.me/medknigi_arhiv/426</p> <p>6. Treatment Guided diseases of domestic organs. Volume 5 A.N. Okorokov. 2018 https://t.me/medknigi_arhiv/295</p>
Electronic resources, limited to: databases including, but not limited to, simulation animations, professional blogs, websites, other electronic reference materials (for example: video, audio, digests)	<p>1. Stryuk R.I. Internal diseases [Electronic resource]: Part 1: textbook /R.I. Stryuk, I.V. Maev - Almaty: Evero publishing house, 2020. - 296 pp. Epigraph.</p> <p>2. Stryuk R.I. Internal diseases [Electronic resource]: part 2: textbook /R.I. Stryuk, I.V. Maev - Almaty: Evero publishing house, 2020. - 284 pp. Epigraph.</p> <p>3. Clinical guidelines 2020 Arterial hypertension in adults. https://youtu.be/3pjNOCw2PwM</p> <p>4. Chronic kidney disease. Acute kidney injury. Tatyana Adasheva. https://youtu.be/gfAYX1BGpWU</p>
Laboratory/Physical Resources	http://lib.ukma.kz
Special programs	<p>http://10.10.202.52</p> <p>http://89.218.155.74</p>

<p style="text-align: center;"> ONTÜSTİK-KAZAQSTAN MEDISINA AKADEMIASY «Оңтүстік Қазақстан медицина академиясы» АҚ </p>		<p style="text-align: center;">  SOUTH KAZAKHSTAN MEDICAL ACADEMY АО «Южно-Казахстанская медицинская академия» </p>
Department of Therapy and Cardiology		044-51/11
Syllabus "Fundamentals of Internal Medicine - 1"		18page of 16

Journals (electronic journals)	Republican Interuniversity digital library http://rmebrk.kz/
Electronic resources	OKMA Repository http://lib.ukma.kz/repository/ Republican interuniversity electronic library http://rmebrk.kz/ "Aknurpress" digital library https://aknurpress.kz/login "Zan" database of legal acts https://zan.kz/ru "Paragraph Medicine" information base https://online.zakon.kz/Medicine/
Literature	http://www.studmedlib.ru

12.	Politics of discipline
	<ul style="list-style-type: none"> – Missing classes without a good reason is not allowed. – Make up missed classes in a timely manner for a good reason. – Attending classes, TSIS and lectures on time. – The student must have an appropriate dress (robe, cap, change of shoes, etc.). – The student has a medical sanitary book. – Timely completion of tasks under the SRS. – The student must treat teachers and fellow students with respect. <p>Careful attitude of students to the property of the department.</p> <p>Training requirements, penalties</p> <ul style="list-style-type: none"> – a penalty point for missing one lecture without a good reason is 1.0 points; - a student who does not appear at the boundary control without a valid reason is not allowed to take the exam in the discipline. A student who did not appear at the border control for a good reason, immediately after he started classes, submits an application addressed to the dean, provides supporting documents (due to illness, family circumstances or other objective reasons), receives a work sheet that is valid for the period referred to in paragraph 12.4. The results of midterm control are provided to the dean's office in the form of a report before the end of the control week. – The SIW score is set in the SIWT classes according to the schedule in the academic progress journal and the electronic journal, taking into account penalty points, is subtracted from the SIW marks). – if you miss one session of the SIWT - a penalty point of 2.0; – A student who has not scored a passing score (50%) in one of the types of controls (current control, boundary control No. 1 and / or No. 2) is not allowed to take the exam in the discipline.

13.	Academic policy based on the moral and ethical values of the academy
	<p>www.ukma.kz, → section Academic policy. P. 4 Student Honor Code</p> <p>Grading policy for the discipline</p> <ul style="list-style-type: none"> – Frontier control knowledge of students is carried out at least twice during one academic period on 8/12 days of theoretical training with putting down the results of milestone controls in the educational journal of progress and the electronic journal, taking into account penalty points for missing lectures (missing lectures in the form of penalty points are deducted from the grades of boundary control). - The results of midterm control are provided to the dean's office in the form of a report before the end of the control week. – The examination grade is set on the basis of the results of the current and midterm controls - the assessment of the admission rating (ORA) (60%) and the final control - the marks on the exam (40%). – ORD (Admission Rating Score) is defined as the average score for practical training, SRS, and midterm control. – A student who has scored a minimum score of the ORD equal to 1 (15%) and above is allowed to take the exam. – The final grade for the discipline will be the sum for the current performance (ARA) and the grade for the exam. The final score according to the point-rating letter system is: <ul style="list-style-type: none"> – percentage of final grade – Digital equivalent of points – letter equivalent of points – assessment according to the traditional system

<p>ONTÜSTIK-QAZAQSTAN MEDISINA AKADEMIASY «Оңтүстік Қазақстан медицина академиясы» АҚ</p>		<p>SOUTH KAZAKHSTAN MEDICAL ACADEMY АО «Южно-Казахстанская медицинская академия»</p>
<p>Department of Therapy and Cardiology</p>		<p>044-51/11</p>
<p>Syllabus "Fundamentals of Internal Medicine - 1"</p>		<p>19page of 16</p>

Guidelines for students on the analysis of a scientific article, provide an abstract

1. Read article.

2. Specify the structure of the article:

- 1) Name
- 2) Authors
- 3) publishing house
- 4) Summary
- 5) General part (introduction, purpose, materials and methods, results and discussion)
- 6) conclusions
- 7) Bibliography

3. When analyzing the content of a scientific article, the student must:


- 1) Justify the urgency of the problem
- 2) Explain the purpose of the work, the materials and methods used in the work
- 3) State the content of the work
- 4) Justify the conclusions

4. Answer additional questions (on the topic of the article for the discipline)

- 1) Definition of pneumonia
- 2) Classification of pneumonia
- 3) Pathological anatomy of lobar pneumonia, bronchopneumonia, focal pneumonia
- 4) Features of the morphology of pneumonia depending on the etiological factor
- 5) Complications of pneumonia
- 6) Causes of death in pneumonia

Evaluation criteria (checklist)

Evaluation criterion / score in %	Poor/0-49%	Fair/65-54%	Good/70-89%	Excellent/90-100%
Article structure	1) does not name the structural components of a scientific article	1) does not follow the order of the structure of a scientific article when listing, skips components	1) Lists the structural components of a scientific article, but violates the order of the structure	1) Respects the order of the structure of a scientific article when listing Name Authors publishing house Summary General part (introduction, purpose, materials and methods, results and discussion) conclusions

<p style="text-align: center;"> ONTÜSTIK-QAZAQSTAN MEDISINA AKADEMIASY «Оңтүстік Қазақстан медицина академиясы» АҚ </p>		<p style="text-align: center;">  SOUTH KAZAKHSTAN MEDICAL ACADEMY АО «Южно-Казахстанская медицинская академия» </p>
<p style="text-align: center;">Department of Therapy and Cardiology</p>		044-51/11
<p style="text-align: center;">Syllabus "Fundamentals of Internal Medicine - 1"</p>		20page of 16

				Bibliography
Analysis of the content of a scientific article	1) Does not understand the relevance of the problem, is not able to discuss the content of the article	2) Understands the urgency of the problem 3) Lists the purpose of the work, the materials and methods used in the work 3) understands the content of a scientific article 4) Lists conclusions, bibliography in this article	4) Assumes the urgency of the problem 5) Explains the purpose of the work, the materials and methods used in the work 3) outlines the content of a scientific article 4) Substantiate s conclusions 5) Justifies the selected list of references in this article	1)Independently substantiates and argues the relevance of the problem 2)Explaineddefines the purpose of the work, the materials and methods used in the work 3) Freely expresses the semantic content of a scientific article 4) Arguments and substantiates conclusions 5) Has the skill of using literature and justifies the selected list of references in this article
Answer to additional questions (on the topic of the article for the discipline)	1) Does not answer additional questions on the topic	1) Gives incomplete answers to additional questions Definition of pneumonia Classification of pneumonia Pathological anatomy of lobar pneumonia, bronchopneumonia, focal pneumonia Features of the morphology of pneumonia depending on the etiological factor	1) Apply the acquired knowledge in a practical lesson on the topic to answer Definition of pneumonia Classification of pneumonia Pathological anatomy of lobar pneumonia, bronchopneumonia, focal pneumonia Features of the morphology of pneumonia depending on the etiological factor	2) Apply the acquired knowledge in a practical lesson on the topic to answer Definition of pneumonia Classification of pneumonia Pathological anatomy of lobar pneumonia, bronchopneumonia, focal pneumonia Features of the morphology of pneumonia depending on the etiological factor

<p>ONTÜSTIK-QAZAQSTAN MEDISINA AKADEMIASY «Оңтүстік Қазақстан медицина академиясы» АҚ</p>		<p>SOUTH KAZAKHSTAN MEDICAL ACADEMY АО «Южно-Казахстанская медицинская академия»</p>
<p>Department of Therapy and Cardiology</p>		044-51/11
<p>Syllabus "Fundamentals of Internal Medicine - 1"</p>		21 page of 16


	Complications of pneumonia	Complications of pneumonia	Complications of pneumonia
	Causes of death in pneumonia	Causes of death in pneumonia	Causes of death in pneumonia

Criteria for evaluating project work



Criteria "Goal setting and project planning"	Points
Goal not stated	unsatisfactory 0-49%
The goal is formulated, but there is no plan to achieve it	satisfies 50-69%
The goal is formulated, justified, a schematic plan for its achievement is given	Fine 70-89%
The goal is formulated, clearly justified, a detailed plan for its achievement is given.	Great 90-100%
Criterion "Statement and justification of the project problem"	
The problem of the project is not formulated	unsatisfactory 0-49%
The formulation of the project problem is superficial.	satisfies 50-69%
The problem of the project is clearly formulated and justified	Fine 70-89%
The problem of the project is clearly formulated, justified and has a deep character	Great 90-100%
Criterion "The variety of sources of information used"	
Information not relevant to the topic and purpose of the project was used	unsatisfactory 0-49%
Most of The information provided is not related to the topic of the work.	satisfies 50-69%
The work contains a small amount of relevant information from a limited number of similar sources.	Fine 70-89%
The work contains sufficiently complete information from various sources.	Great 90-100%
Criterion "The depth of disclosure of the theme of the project"	
The topic of the project is not disclosed	unsatisfactory 0-49%
The theme of the project is disclosed in fragments	satisfies 50-69%
The topic of the project is disclosed, the author showed knowledge of the topic within the framework of the work program for the discipline under study	Fine 70-89%

<p>ONTÜSTIK-QAZAQSTAN MEDISINA AKADEMIASY «Оңтүстік Қазақстан медицина академиясы» АҚ</p>		<p>SOUTH KAZAKHSTAN MEDICAL ACADEMY АО «Южно-Казахстанская медицинская академия»</p>
<p>Department of Therapy and Cardiology</p>		044-51/11
<p>Syllabus "Fundamentals of Internal Medicine - 1"</p>		22page of 16

The topic of the project is disclosed exhaustively, the author has demonstrated deep knowledge that goes beyond the scope of the work program being studied	Great 90-100%
Criterion "Analysis of the progress of work and the results obtained, conclusions"	
No attempt has been made analyze progress and results	unsatisfactory 0-49%
The analysis is replaced by a brief description of the progress and order of work	satisfies 50-69%
A detailed result of the work to achieve the goals stated in the project is presented.	Fine 70-89%
Comprehensive analysis presented results work, the necessary conclusions are made, the prospects for work are outlined	Great 90-100%
Criterion "Achievement of the goal and compliance with the content of the project"	
The goals stated in the project were not achieved	unsatisfactory 0-49%
Substantial part the methods of work used do not correspond to the theme and purpose of the project	satisfies 50-69%
The methods of work used correspond to the theme and purpose of the project, but are insufficient	Fine 70-89%
Methods of work are sufficient and used appropriately and effectively, project objectives are achieved	Great 90-100%
Criterion "Personal participation, creative approach to work"	
The work is template, showing the formal attitude of the author	unsatisfactory 0-49%
The author showed little interest in the topic of the project, but did not demonstrate independence in work, did not use the possibilities of a creative approach	satisfies 50-69%
Independent work demonstrating insufficient full participation , an attempt was made to present a personal view on the topic of the project, elements of creativity were applied	Fine 70-89%
The work is distinguished by a creative approach, full participation and the author's own original attitude to the idea of the project.	Great 90-100%
Criterion "Compliance with the requirements for the design of the written part"	
The written part of the project does not meet the requirements, all sections of the work are not disclosed and the work is not submitted on time	unsatisfactory 0-49%
In the written part of the work all sections are partially disclosed, fundamental mistakes	satisfies 50-69%
Meet at work typos, incorrect expressions	Fine 70-89%
The work fully reflects: relevance of the topic, novelty and practical significance, conclusions, recommendations, the degree of problem solving and completion of the work, the correctness of its formulation, the author's acquaintance with scientific literature, the depth of discussion, the literacy of the presentation and the work was delivered on time according to the schedule	Great 90-100%

<p>ONTÜSTIK-QAZAQSTAN MEDISINA AKADEMIASY «Оңтүстік Қазақстан медицина академиясы» АҚ</p>	 <p>SOUTH KAZAKHSTAN MEDICAL ACADEMY АО «Южно-Казахстанская медицинская академия»</p>
Department of Therapy and Cardiology	044-51/11
Syllabus "Fundamentals of Internal Medicine - 1"	23page of 16

Criterion "The quality of the presentation"	
There are a large number of fundamental errors in the presentation and answering questions.	unsatisfactory 0-49%
There are some minor fundamental errors and inaccuracies in the presentation; when answering questions, partial fundamental errors	satisfies 50-69%
The presentation contains typos, incorrect expressions, some non-fundamental errors, inaccuracies in answering questions	Fine 70-89%
The presentation in terms of style, presentation of information, content, text meets the general requirements for presentation design. The author confidently and accurately answers questions	Great 90-100%
Criterion "Quality of the final product"	
Project product missing	unsatisfactory 0-49%
Design product does not meet quality requirements (aesthetics, usability, fit for purpose)	satisfies 50-69%
The product does not fully meet the quality requirements	Fine 70-89%
The product fully complies with the quality requirements (aesthetic, convenient to use, meets the stated goals)	Great 90-100%

14. Approval and revision			
Date of approval at the department	Protocol No.	FULL NAME. manager	Signature
31.08.2022	№1	Asanova G.K.	
Date of revision	Protocol No.	FULL NAME. manager	Signature
25.11.2022	№4	Asanova G.K.	
CPC revision date	Protocol No.	FULL NAME. COP Chairman	Signature
26.12.2022	№4	MD, acting Professor Sadykova A.Sh.	